

# niftylift

# SP50N



(A) 17m  
56ft



(B) 15m  
49ft 6in



(C) 9.7m  
32ft



225kg  
500lbs



1.5m x 0.8m  
4ft 11in x 2ft 8in



150°



180°



(D) 1.99m  
6ft 6in



(F) 1.5m  
4ft 11in



(H) 4.93m  
16ft 2in



(J) 6.4m  
21ft



3.5km/h  
2.2mph



3.5m  
11ft 6in



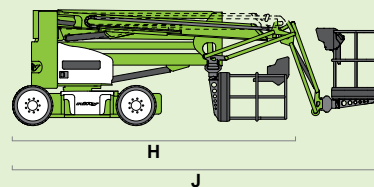
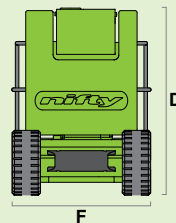
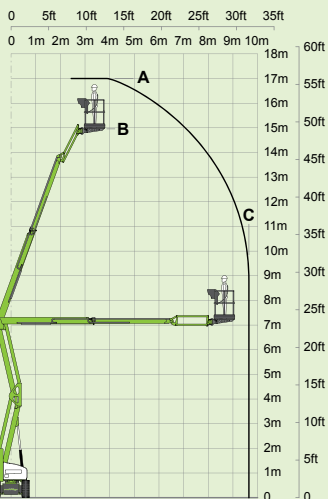
25%  
14°



7650kg  
16870lbs




**HYBRID**



**SiOPS® toughcage**

**niftylift**  
1525 S. Buncombe Road,  
Greer, SC - 29651  
United States  
1-800-643-8954  
usasales@niftylift.com  
www.niftylift.com



IS-102